

*This information is provided as a resource by Saskatchewan Agriculture staff.
All stated cattle prices are based on the weekly Canfax Market Outlook and Summary.
Please use this information at your own risk.*

Weekly Cattle Market Update

For the Week Ending May 5, 2017

All prices are quoted in Canadian dollars per hundredweight (\$/cwt) unless otherwise stated.

Saskatchewan Feeder Steer and Feeder Heifer Prices (\$/cwt)								
Feeder Steers		300-400	400-500	500-600	600-700	700-800	800-900	900+ lb.
May 5/2017	Average	\$248.00	\$251.83	\$247.63	\$232.60	\$213.90	\$196.83	\$172.50
May 5/2017	Range	237-262	230-275	232-269	224-249	203-231	190-203	170-179
week/week	Change	\$11.00	\$19.75	\$19.73	\$20.40	\$17.80	\$15.58	\$4.90
April 28/2017	Average	\$237.00	\$232.08	\$227.90	\$212.20	\$196.10	\$181.25	\$167.60
Feeder Heifers		300-400	400-500	500-600	600-700	700-800	800+ lb.	
May 5/2017	Average	\$214.33	\$220.25	\$212.88	\$206.75	\$195.50	\$182.40	
May 5/2017	Range	198-224	214-226	204-228	197-217	188-209	173-194	
week/week	Change	\$13.69	\$14.17	\$15.58	\$18.44	\$19.75	\$17.27	
April 28/2017	Average	\$200.64	\$206.08	\$197.30	\$188.31	\$175.75	\$165.13	

Source: CanFax

Note: Prices are determined from Saskatchewan auction marts' reports of sale results from Thursday of the previous week to Wednesday the current week. N.A. means not available due to lack of sufficient data.

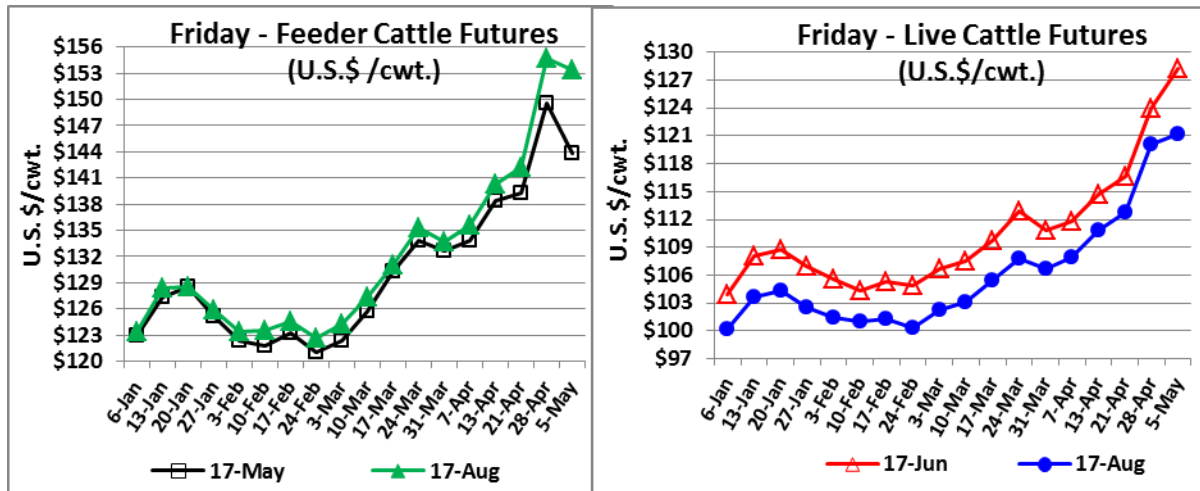
Canfax reported that a total of 8,494 head of cattle were sold in Saskatchewan this week, down from 11,241 head sold the previous week, but up from 7,195 head the same week a year ago.

Saskatchewan feeder steer prices were reported in all weight categories over the week with feeder steer prices significantly higher in most weight categories. Feeder steer prices increased between \$4.90 per cwt and \$20.40 per cwt. The 600-700 lb. feeder steer weight category had the highest price gain. On average, feeder steer prices increased by over \$15 per cwt over the week. Prices were pushed significantly higher on strong local demand helped by a significant increase in cash fed cattle prices over the week. Saskatchewan feeder cattle prices reached price levels last established in March 2016.

Saskatchewan feeder heifer prices were reported in all weight categories over the week with prices significantly higher in all weight categories. Feeder heifer prices over the week increased between \$13.69 per cwt and \$19.75 per cwt from the previous week. The largest price increase over the week was in the 700-800 lb. feeder heifer weight category. On average, feeder heifer prices increased by over \$16 per cwt over the week.

The Saskatchewan 750 lb. feeder steer basis compared to the May 4, 2017, U.S. feeder cattle index at US\$145.75 per cwt was calculated at (+\$14.05) per cwt ($\$213.90 - \text{US}\$145.75/0.7293$), a basis narrowing of \$10.93 per cwt from (+\$3.12) per cwt compared to the previous week. Saskatchewan feeder cattle prices were \$14 per cwt higher than the U.S. index price.

Feeder cattle daily futures prices were mixed over the week, up mid-week but down Thursday and Friday with big losses on Friday to end the week lower, week-over-week. The nearby May contract declined US\$5.750 per cwt to settle Friday at US\$143.775 per cwt; while the August 2017 contract declined US\$1.275 per cwt to settle Friday at US\$154.425 per cwt. Futures prices retreated after double digit gains the previous week.



Source: CME, LMIC

Source: CME, LMIC

Live daily cattle futures prices were primarily higher over the week except for big losses on Friday but still managed to move higher, week-over-week. The nearby June contract increased US\$4.275 per cwt to settle Friday at US\$128.300 per cwt, while the August contract increased US\$1.125 per cwt to settle Friday at US\$121.175 per cwt.

Iowa cash corn prices settled Friday at US\$3.27 per bushel, up four cents from US\$3.23 per bushel the previous Friday. Corn futures edged higher, week-over-week. The May corn contract increased 3.75 cents to settle Friday at US\$3.61 ³/₄ per bushel; while the July contract increased four and a quarter cents to settle Friday at US\$3.70 ³/₄ per bushel.

Fed and Non-fed Cattle

	May 5, 2017	April 28, 2017	Week over Week
Steers (Alberta)			
Live	\$191.51	\$177.42	+\$14.09
Rail	\$302.50 to \$308.50	\$294.00 to \$296.50	+\$8.50 to +\$12
Cows (Alberta)			
D1,2 Live	\$110.80	\$107.75	+\$3.05
D3 Live	\$100.38	\$96.17	+\$4.21
Rail	\$205-210	\$202-208	+\$3.00 to +\$2.00

Source: Canfax. (n/a = not available, n/c = no change)

Prices for liveweight, non-fed cattle in Alberta were again higher over the week. The price of D1,2 slaughter cows increased \$3.05 per cwt to average \$110.80 per cwt, while the price of D3 slaughter cows increased \$4.21 per cwt to average \$100.38 per cwt. Slaughter cow prices rebounded to price levels last established over a year ago.

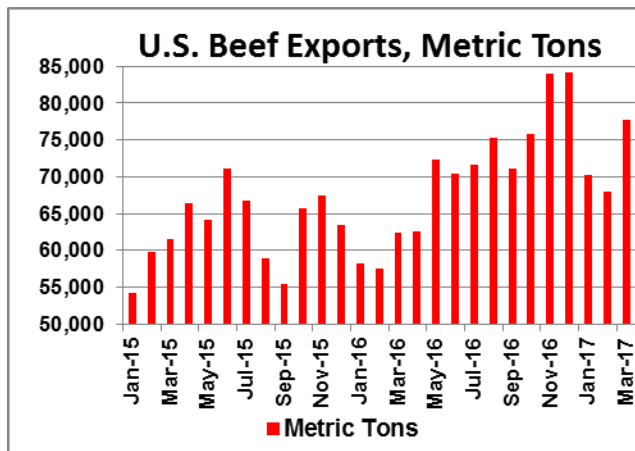
Fed cattle prices for Alberta fed steers averaged \$191.51 per cwt over the week, up \$14.09 per cwt from \$177.42 per cwt the previous week. Strong packer demand and higher beef cutout prices pushed fed cattle prices to new weekly price highs not reached since the spring of 2015. Weekly price changes were the largest reported over the last ten years, just ahead of the big weekly price increase in December 2015.

The live (FOB feedlot) weighted average 5-area (Texas/Oklahoma/New Mexico, Kansas, Nebraska, Colorado and Iowa/Minnesota) weekly fed steer price in the U.S. was reported at US\$144.60 per cwt, up US\$8.38 per cwt or 6.2 per cent from US\$136.22 per cwt the previous week; and up 14.2 per cent from US\$126.59 per cwt the same week a year ago. The dressed (delivered basis) price for U.S. steers delivered to plants in the 5-area was reported at US\$229.80 per cwt, up US\$13.35 per cwt or 6.2 per cent from US\$216.45 per cwt the previous week, and up 15.7 per cent from US\$198.66 per cwt the same week a year ago.

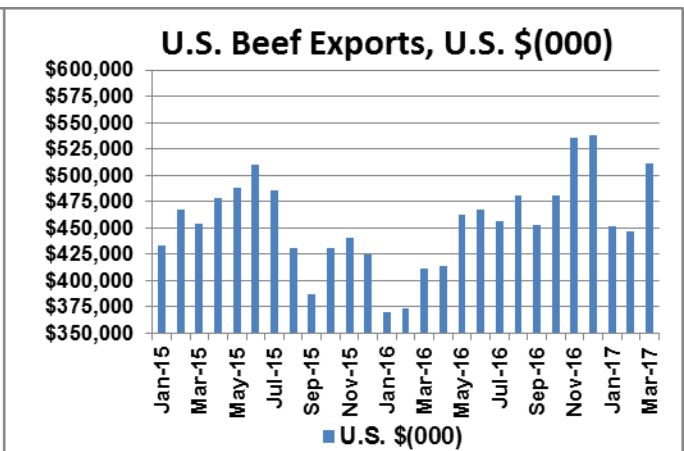
Beef production for the week was estimated at 489.6 million lb., down 2.3 per cent from 501.2 million lb. the previous week, but up 2.9 per cent from 475.7 million lb. the same week a year ago. Cattle slaughtered over the week were estimated at 612,000 head, down 1.9 per cent from 624,000 head the previous week, but up 4.4 per cent from 586,000 head a year ago.

U.S. choice beef cutout prices (600-900 lb.) averaged US\$232.55 per cwt over the week, up US\$12.99 per cwt or 5.9 per cent from US\$219.56 per cwt the previous week, and up 13.0 per cent from US\$205.72 per cwt the same week a year ago.

United States beef exports for March were strong moving higher from February. United States exported 77,739 metric tons of beef in March 2017, up 14.2 per cent from 68,058 metric tons in February 2017, and up 24.7 per cent from 62,335 metric tons in March 2016. U.S. beef exports by volume for March 2017 versus 2016 were higher to Japan, South Korea, Canada and Mexico.



Source: U.S. Meat Export Federation



Source: U.S. Meat Export Federation

By dollar amount, U.S. beef exports in March 2017 were US\$510.8 million, up 14.5 per cent from US\$446.2 million in February 2017, and up 24.2 per cent from US\$411.3 million in March 2016. (Source: U.S. Meat Export Federation)

Friday Price Information

Product	This Week (May 5, 2017)	Week of: (April 28, 2017)	Week of: (May 6, 2016)
Canadian Dollar (closing rate US\$)	.7293	.7326	.7731
U.S. Cash Cattle			
Thurs. Feeder Cattle (FC) Index (US\$ per cwt)	145.75	141.38	144.48
Seven-day Weighted Average FC Index Wt. (lb.)	808	805	769
Live Fed 5-area Steer Price (US\$ per cwt)	144.60	136.22	118.03
Feed Grains			
Barley			
Lethbridge (\$/tonne)	172.00	172.00	218.00
(\$ per bu.)	3.74	3.74	4.75
Corn			
Iowa State Average (CDN\$/tonne)*	176.52	173.57	172.11
(US\$ per bu.)	3.27	3.23	3.38
Omaha, NE (CDN\$/tonne)*	182.45	183.24	176.69
(US\$ per bu.)	3.38	3.41	3.47
Futures			
May Corn (US\$ per bu.)	3.61 ³ / ₄	3.58	3.76
July Corn (US\$ per bu.)	3.70 ³ / ₄	3.66 ¹ / ₂	3.77 ¹ / ₄
June Live Cattle (US\$ per cwt)	128.300	124.025	120.725
August Live Cattle (US\$ per cwt)	121.175	120.050	117.900
May Feeder Cattle (US\$ per cwt)	143.775	149.550	147.375
August Feeder Cattle (US\$ per cwt)	153.425	154.700	147.175

Sources: Bank of Canada, Iowa Department of Agriculture and Land Stewardship, Chicago Mercantile Exchange (CME), ICE Futures Canada and USDA Livestock & Grain Market News
 * conversion to CDN\$ is based on Friday's CDN\$ closing rate.

For more information contact:

Brad Marceniuk, PAg.
Provincial Livestock Economist
306-933-5098
brad.marceniuk@gov.sk.ca